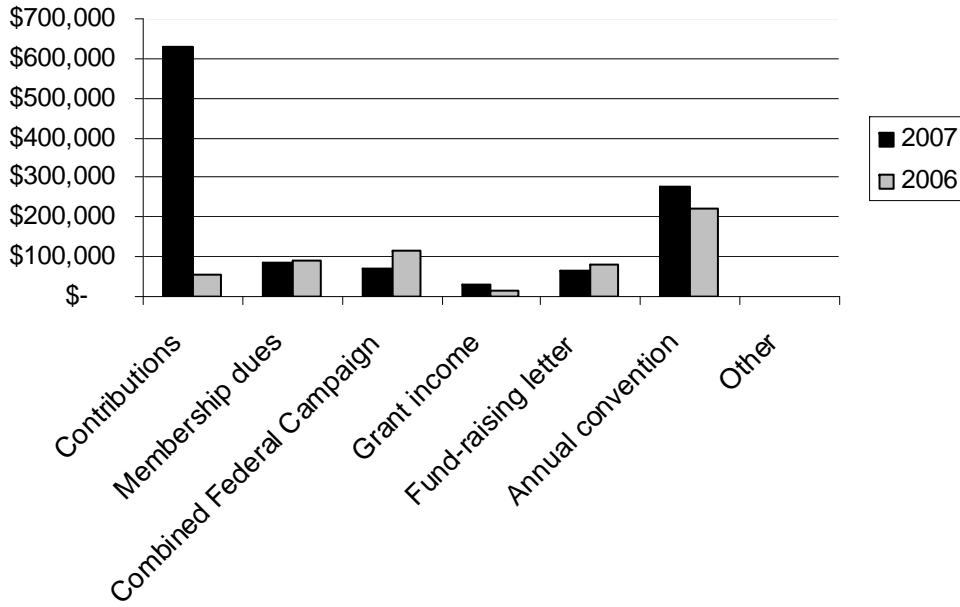
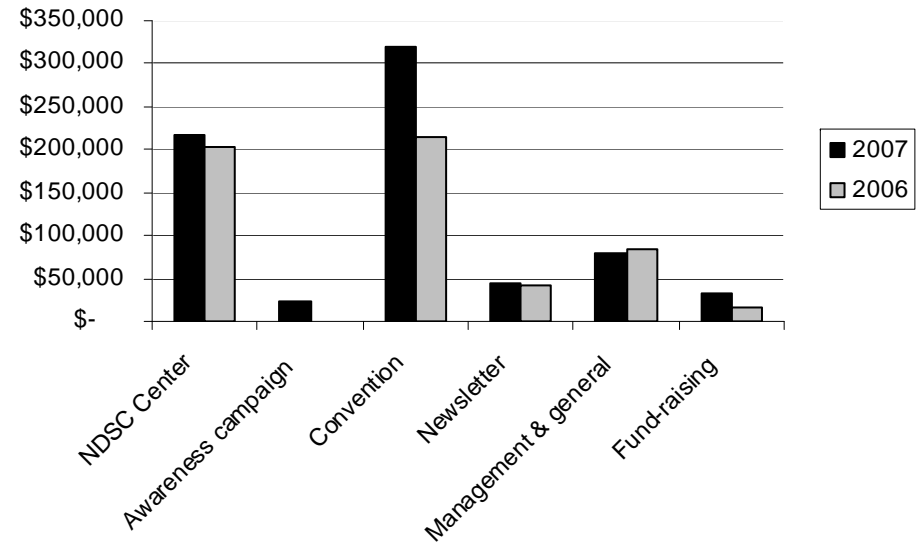


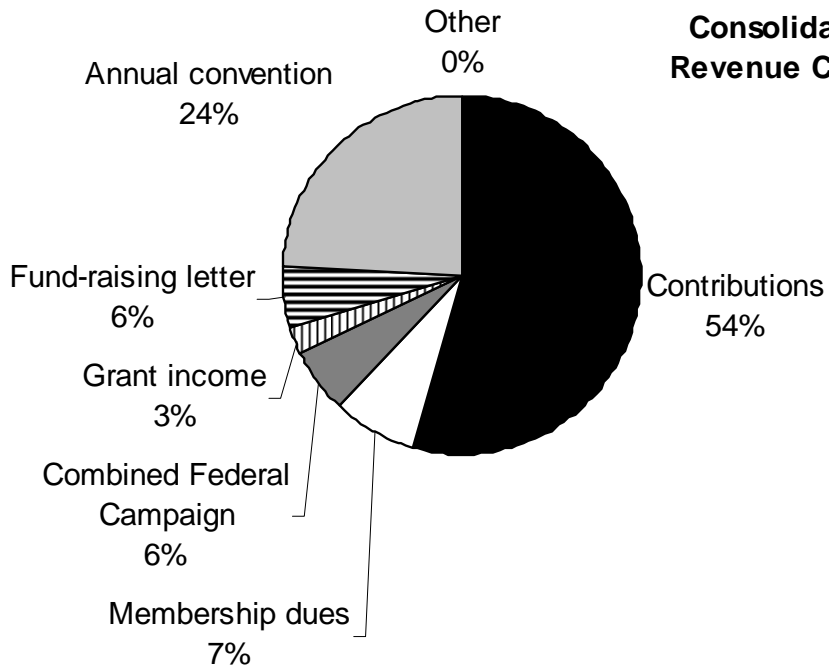
**Consolidated NDSC
Revenue Comparison**



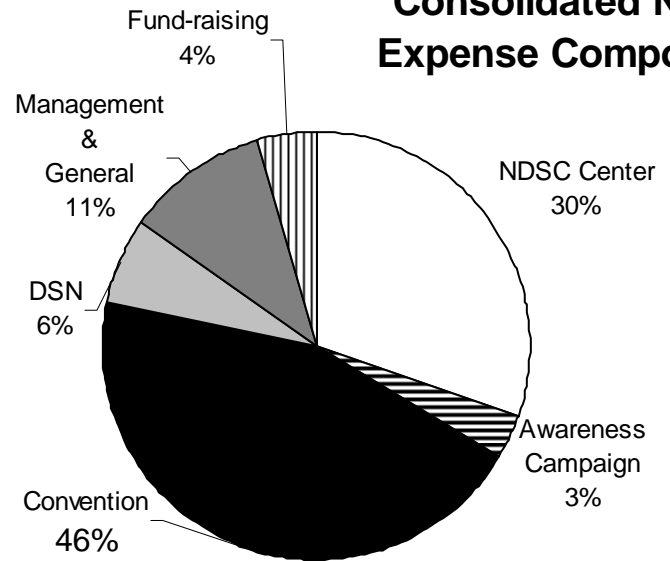
**Consolidated NDSC
Expense Comparison**



**Consolidated NDSC
Revenue Composition**



**Consolidated NDSC
Expense Composition**



Consolidated NDSC Revenue Comparison	<u>2007</u>	<u>2006</u>
Contributions	\$ 629,903	\$ 56,209
Membership dues	84,740	90,644
Combined Federal Campaign	68,274	114,530
Grant income	30,000	15,000
Fund-raising letter	64,288	80,405
Annual convention	277,135	222,740
Other	504	256
<i>Revenue before investment gain</i>	<u>\$1,154,844</u>	<u>\$ 579,784</u>
Investment gain	309,717	282,041
Total Revenue	<u>\$1,464,561</u>	<u>\$ 861,825</u>

Consolidated NDSC Expense Comparison	<u>2007</u>	<u>2006</u>
NDSC Center	\$ 217,145	\$ 202,524
Awareness campaign	23,459	-
Convention	319,938	215,159
Newsletter	44,524	42,197
Management and general	78,246	84,371
Fund-raising	31,646	17,404
Total Expense	<u>\$ 714,958</u>	<u>\$ 561,655</u>